

# LIST OF CHARTS for DMD Med Tech 22" LCD Chart Panels

## POLA-VV, VV-WIDE



4 Programs available: Conventional Analysis, Child, Low Vision, Individual

### Optotypes

Snellen	Sloan	Numbers	Children's Images	Tumbling E	Landolt's C	HOTV	ETDRS 1 (right)	ETDRS 2 (left)	ETDRS R (bino)
VA, R, C, M, RG, BW, Tv, Cr	VA, R, C, M, RG, BW, Tv, Cr	VA, R, C, M, RG, BW, Tv, Cr	VA, R, C, M, RG, BW, Tv, Cr	VA, R, C, M, RG, BW, Tv, Cr	VA, R, C, M, RG, BW, Tv, Cr	VA, R, C, M, RG, BW, Tv, Cr	C, tables for 2m and 1m	C, tables for 2m and 1m	C, tables for 2m and 1m

Kolt, LeaLike	Allen	Circular Optotypes	Contrast Sensitivity Charts 1	Contrast Sensitivity Charts 2	Hebrew Letters	Chinese Ideograms
2 sets of 4 symbols, VA, R, C, M, RG, BW, Tv, Cr	6 symbols, VA, R, C, M, RG, BW, Tv, Cr	VA, R, C, BW	CSC 6 lines, R	CSC 12 lines, R	VA, R, C, M, RG, BW, Tv, Cr	VA, R, C, M, RG, BW, Tv, Cr

### Abbreviations

all tests are dynamic based on parameters and distance

**VA:** visual acuity 0.03÷1.6

**R:** random

**C:** contrast

**M:** masking (row, column, character)

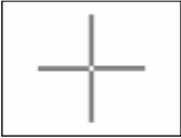

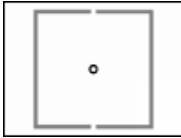





**RG:** red-green shape

**BW:** black-white function

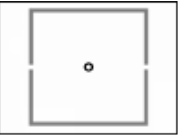




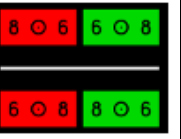
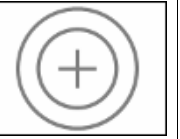



**Tv:** Type of view




**Cr:** crowding

## MKH tests

Cross (K)	Pointer (Zv, Zo, DZ)	Rectangle (H)	Stereo Triangle (St)	Stereo Balance (V)	Different. Stereo D6/D8	Cowen (C)	Random Dot Test (RH, RS)
Reverse polarization  	Reverse polarization, 3 tests  	Reverse polarization  	St 12', St 6', St 9',  Reverse polarization  	V 12', V 6', V 9',  Reverse polarization  	2 tests, Random,  Reverse polarization  	2 tests, Reverse polarization  	2 tests: RD Hand, RD Step  

## Other polarized tests

Rectangle horizontal	Binocular Balance 1	Binocular Balance 2	Binocular Balance 3	Osterberg Test	Duochr. Balance	Schober Test	Phoria Horizontal	Phoria Vertical	OXO Mallet Tests
POLA, ERP  	POLA, ERP  	POLA, ERP  	POLA, ERP  	for POLA-VV only, ERP  	For VV-WIDE only  	POLA, ERP  	POLA, ERP  	POLA, ERP  	OXO Vert. OXO Horizontal, POLA, ERP  











Clock Dial	Osterberg Stereo Tests	Phoria Cross Test
POLA, ERP	Stereo Test, Minute Stereo Test POLA, ERP	POLA, ERP, FIX
		










### Notes for all polarized tests

**POLA-VV** implements the polarized tests in a positive polarization mode, without any additional tool. Electronic reverse of polarization (ERP) is available.





**VV-WIDE** implements some test in a negative polarization mode (to be used with the Add-on Polarized Sheet); all other test are implemented in red-green mode.

### Other tests

Contrast Sensitivity	Sinusoidal Gratings	Color Blindness Ishihara	Red-Green	Worth Four Dot Test	Astigmat. Clock Dial	Cross Cylinder Dots	Amsler Test	Random dot Red-Green	Grids
144 calibrated stimuli, R, Graph report	Sinusoidal / square bars, horizontal / vertical	25 brightness calibrated tables	Random	RG glasses	2 tests: parallel, radial, BW	2 views, BW	6 tables, 3 working distance, Red, B, W	15 tables, for RG glasses	2 grids, BW
									

Row Bright Letters	Columns Bright Letters	Half Clock Dial	Point of FIX	Maddox LED	Pictures	Glare Sensitivity Test	Twilight Vision	Photostress Recovery Time
C, BW 	C, BW 	C, BW 	Option: night vision mode 		2 pictures for Retinoscopy Test 	VA, R, C, M, RG, BW, Tv, Cr 	VA, Random 	The penlight is available as optional 

## Utilities

Child Movie	Eye Pictures	Tutorial Movies	Movie Player, Slide Show
			

VistaVision® products are 100% designed, engineered and produced in Italy by DMD Med Tech srl

Via Monviso, 14 – 10090 Villarbasse Torino Italy; Tel +39 0119528282; Fax +39 0119528402

[www.dmdmedtech.com](http://www.dmdmedtech.com), [medtech@dmd.it](mailto:medtech@dmd.it)

**DMD**  
MED TECH